








This schedule is recommended as a general guideline for product usage.  
Take local biotic and abiotic conditions into account when using this schedule.



		ROOTING PHASE	GROWTH PHASE	EARLY BLOOM PHASE	BLOOM PHASE	RIPENING PHASE
	1-COMPONENT	1 - 2 ml/L	2 - 4 ml/L	3 - 5 ml/L	3 - 5 ml/L	3 - 5 ml/L
	ROOT	1 - 2 ml/L	---	---	---	---
	SOIL BOOST UNI	---	0,5 - 1 ml/L	---	---	---
	BLOOM	---	---	0,5 - 1 ml/L	1 ml/L	1 ml/L
	BLOOMBASTIC	---	---	0,5 - 1 ml/L	1 ml/L	---
	BLOSSOM BUILDER LIQUID	---	---	---	---	0,5 ml/L